

2022 EDITION

HAROPA PORT

Catalogue of the Seine axis heavy-lift terminals
Conventional – Ro-Ro

NON-BINDING DOCUMENT



TABLE OF CONTENTS

LE HAVRE

Page 5

ATLANTIC TERMINAL

Page 6

EUROPE TERMINAL

Page 7

FRANCE TERMINAL

Page 8

NORMANDY TERMINALS

Page 9

BOUGAINVILLE TERMINAL

Page 10

RO-RO TERMINAL

Page 11

DRESSER WHARF

Page 12

CONTACT DETAILS OF OPERATORS AND AGENCIES

Page 34

ADDRESSES OF THE HEAD OFFICE AND TERRITORIAL DEPARTMENTS

Page 35

ROUEN

Page 13

HONFLEUR TERMINAL

Page 14

RADICATEL TERMINAL

Page 15

SAINT-WANDRILLE TERMINAL

Page 16

GENERAL CARGO CONTAINER TERMINAL

Page 17

ROUEN QUEVILLY TERMINAL

Page 18

WESTERN TERMINAL

Page 19

PARIS

Page 21

PORT OF LIMAY-PORCHEVILLE

Page 22

PORT OF SAINT-OUEN-L'AUMÔNE

Page 23

PORT OF BRUYÈRES-SUR-OISE

Page 24

PORT OF GENNEVILLIERS

Page 25

PORT OF BONNEUIL-SUR-MARNE

Page 26

PORT OF ÉVRY

Page 27

PORT OF MONTEREAU-FAULT-YONNE

Page 28

PORT OF BRAY-SUR-SEINE

Page 29

PARTNER PORTS

PORT OF LONGUEIL-SAINTE-MARIE

Page 30

PORT OF SAINT-LEU-D'ESSERENT

Page 31

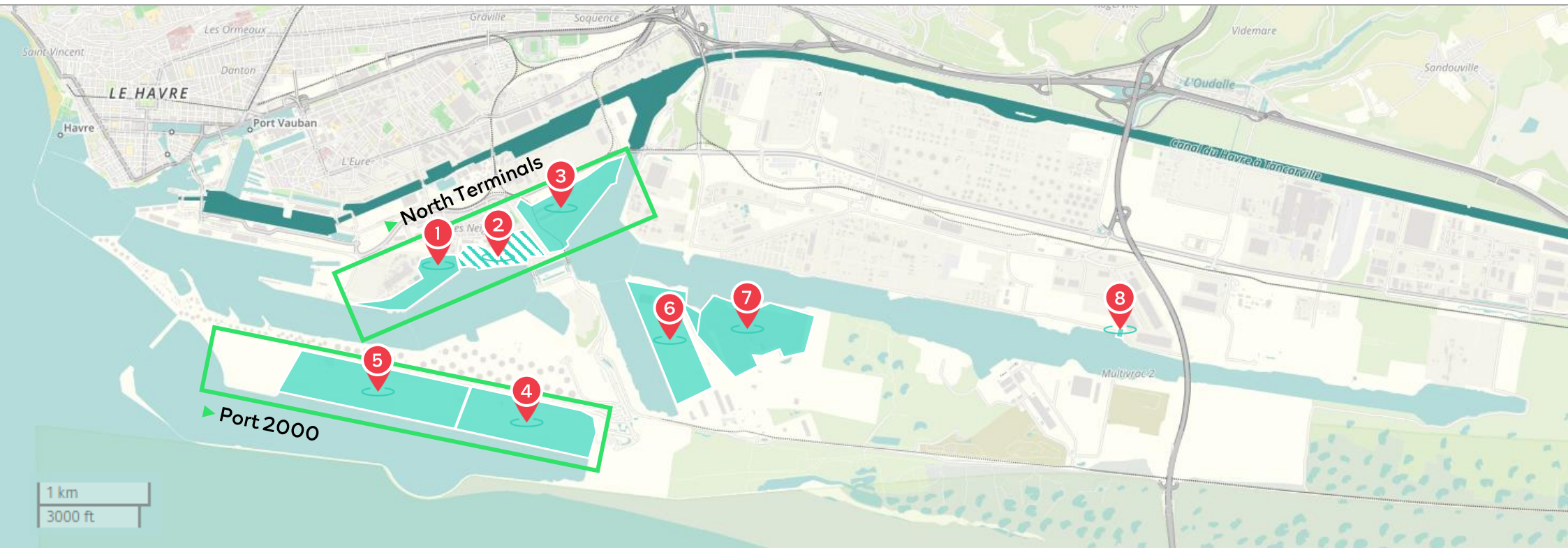
PORT OF NOGENT-SUR-SEINE

Page 32

PORT OF GRON

Page 33

PORT AREA OF HAROPA PORT | LE HAVRE



1

Atlantic Terminal
CNMP

2

Americas Terminal
CNMP & GMP

3

Europe Terminal
GMP

4

France Terminal
GMP

5

Normandy Terminals
TiL

6

Bougainville Terminal
SHGT & SMR

7

Ro-Ro Terminal
SHGT & SMR

8

Dresser wharf
Public dock

Maritime

Barge

Rail

Road

ATLANTIC TERMINAL

Quay length	800 m +500 m shared with GMP (Americas)
Draught	12.80/14.80 m
STS gantries	4 post-panamax +5 post-panamax at disposal (Americas)
Outreach	18/20 containers
Lifting height	33/40 m
Surface area	32 ha
Connections	<ul style="list-style-type: none"> • Direct connection to barge / rail / road • 3 railway tracks, 500 m length + Block trains + Multimodal Terminal shuttle connection
Service offer	<ul style="list-style-type: none"> • Service adapted to customers • Restricted area
Type of goods	Stowing and securing breakbulk



Resistance:

4 t/sqm



OPERATOR

Compagnie Nouvelle de
Manutentions Portuaires

CONTACTS

Mr Fabrice Grandserre
Executive Director Operations
fabrice.grandserre@cnmp.com
Tel: +33 2 35 24 65 13
Mobile: +33 6 99 34 35 40

Mr Yanick Le Guen
Head of miscellaneous operations
yanick.leguen@cnmp.com
Tel: +33 2 35 24 65 12
Mobile: +33 6 69 34 45 27

ADDRESS

3744 Quai de l'Atlantique
76600 Le Havre

© HAROPA PORT

Maritime

Barge

Rail

Road

EUROPE TERMINAL

Quay length	1,161 m +500 m shared with CNMP (Americas)
Draught	10.20 m – Basin at constant level
Equipment	1 Liebherr mobile crane (100 t payload) +5 post-panamax at disposal (Americas)
Lifting height	33/40 m
Surface area	72 ha
Warehousing	<ul style="list-style-type: none"> • 2 warehouses: 11,000 sqm & 12,000 sqm • Car park: 20,000 sqm
Connections	<ul style="list-style-type: none"> • 1 gantry crane for barges • Direct rail connection
Service offer	<ul style="list-style-type: none"> • Unloading, exceptional handling, storage • Direct docking/operations for barges • On-site customs area
Type of goods	<ul style="list-style-type: none"> • ConRo • Conventional • Heavy-lift; project cargo



Resistance:
6 t/sqm



OPERATOR
Générale de Manutention Portuaire – GMP

CONTACT
Mr Christophe Le Tallec
c.letallec@ascotportuaire.fr
Mobile: +33 6 75 71 35 45

ADDRESS
Avenue du 16^{ème} Port
76600 Le Havre

Maritime

Barge

Rail

Road

FRANCE TERMINAL

Quay length	1,400 m; 4 berths
Draught	15.30/16.30 m
STS gantries	14 super post-panamax + 3 rail gantries
Outreach	Up to 26 rows of reach
Lifting height	6: 40 m / 4: 49 m / 4: 54 m
Surface area	72 ha
Connections	<ul style="list-style-type: none"> • Access to river and maritime barges with 200 m of berth dedicated to barges • Direct rail connection + Block trains
Service offer	On-site customs area



Resistance:

6 t/sqm



OPERATOR

Générale de Manutention Portuaire – GMP

CONTACT

Mr Christophe Le Tallec
c.letallec@ascotportuaire.fr
 Mobile: +33 6 75 71 35 45

ADDRESS

Avenue du 16^{ème} Port
 76600 Le Havre

Maritime

Barge

Rail

Road

NORMANDY TERMINALS

Quay length	2,100 m; 6 berths
Draught	15.30/17.30 m
STS gantries	9 super post-panamax + 2 over-panamax
Outreach	22/23 containers
Lifting height	40/42.50 m
Surface area	108 ha
Connections	<ul style="list-style-type: none"> • Direct access to waterway and maritime barges • 6 railway tracks, 3 of 830 m & 3 of 500 m length + Block trains + Multimodal Terminal shuttle connection
Service offer	On-site customs area
Type of goods	Heavy-lift



Resistance:

6 t/sqm



OPERATOR

Terminal Investment Limited
(subsidiary of MSC) – TNMSC

CONTACT

Mr Olivier Trigan
otrigan@tnint.com
Tel: +33 2 35 13 79 12

ADDRESS

32 Rue de Colmar
76600 Le Havre

Maritime

Barge

Road

BOUGAINVILLE TERMINAL

Quay length	980 m; 3 berths
Draught	14/15 m
Quay height	9 m
Vessel access	Rear three-quarter ramp
Accepted vessels	Max. 200 x 40 m
Type of goods	Ro-Ro



Resistance:

4 t/sqm



OPERATORS & CONTACTS

SHGT (subsidiary of Sogena)
 Mr Franck Parette
parette@shgt.fr
 Mobile: +33 6 15 21 36 12

SMR
 Mr Erwan Levesque
elevesque@smr-france.com
 Tel: +33 2 32 72 71 74
 Mobile: +33 6 22 08 21 84

ADDRESSES

SHGT – 182 Quai George V
 76600 Le Havre

SMR – 17+33 6 Route des Marais
 76700 Gonfreville-l'Orcher

Maritime

Barge

Road

RO-RO TERMINAL

Quay length	1,150 m; 7 berths
Berths	<ul style="list-style-type: none"> • 3 berths dedicated to deep sea • 3 berths dedicated to shortsea • 1 high & heavy berth; crane with 650 t capacity
Draught	14/15 m
Quay height	7.70 to 9.50 m
Vessel access	<ul style="list-style-type: none"> • Rear axial ramps (15-20 m) • Rear three-quarter ramps (25 m) • Barge berths (max. 110 m)
Accepted vessels	Max. 200 x 36 m
Type of goods	Ro-Ro



Resistance:

2-4 t/sqm



OPERATORS & CONTACTS

SHGT (subsidiary of Sogena)
 Mr Franck Parette
parette@shgt.fr
 Mobile: +33 6 15 21 36 12

SMR
 Mr Erwan Levesque
elevesque@smr-france.com
 Tel: +33 2 32 72 71 74
 Mobile: +33 6 22 08 21 84

ADDRESSES

SHGT – 182 Quai George V
 76600 Le Havre

SMR – 17+33 6 Route des Marais
 76700 Gonfreville-l'Orcher



© HAROPA PORT

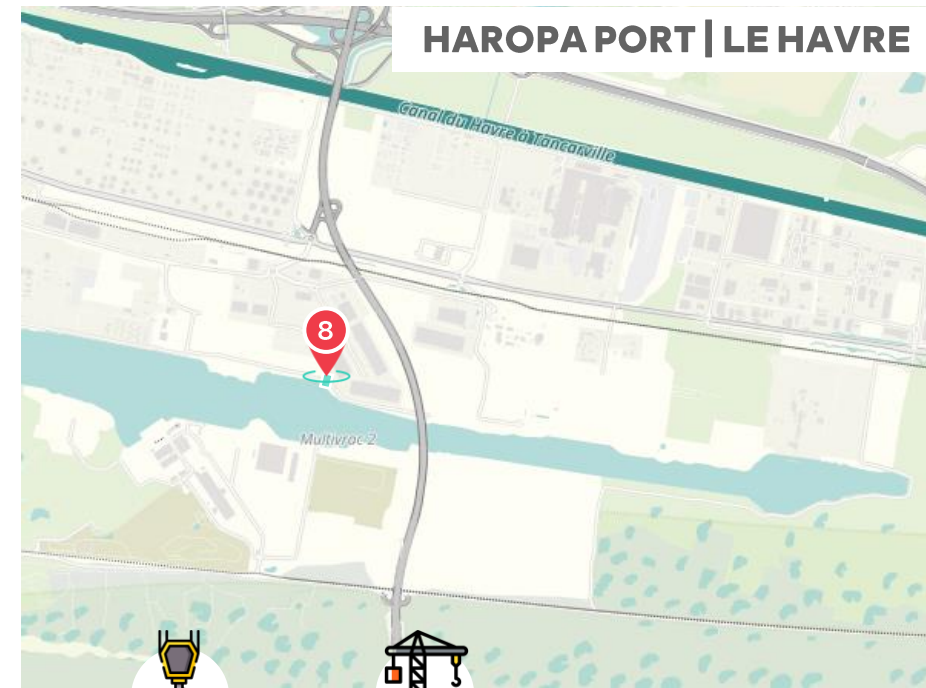
Maritime

Barge

Road

DRESSER WHARF

Quay length	38.2 m
Draught	Min. 5.20 m
Surface area	0.1 ha
Connections	Direct access to barge and road
Accepted vessels	Max. 110 m x BM unlimited
Type of goods	<ul style="list-style-type: none">• Heavy-lift• Special cargo



Resistance:

10 t/sqm

Public dock

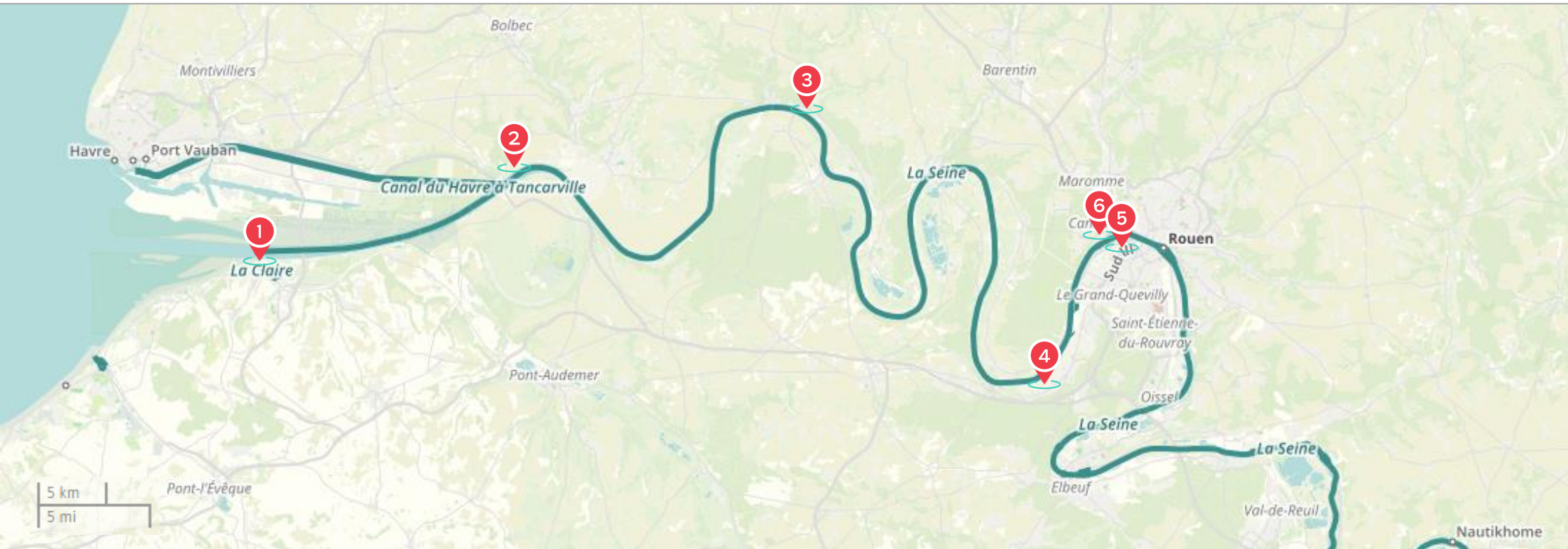


CONTACT

HAROPA PORT
Mrs Véronique Saint-Denis
veronique.saint-denis@haropaport.com
Tel: +33 2 35 52 54 29

© Google Maps

PORT AREAS OF HAROPA PORT | ROUEN



1 Honfleur Terminal
HPL & Surveyfert

2 Radicatel Terminal
Katoen Natie

3 Saint-Wandrille Terminal
Surveyfert

4 General Cargo Container Terminal
SOMAP & AMS

5 Rouen Quevilly Terminal
Dockseine

6 Western Terminal
Dockseine

Maritime

Barge

Rail

Road

HONFLEUR TERMINAL

Quay length	382.50 m; 3 berths
Draught	7/9 m
Equipment	2 mobile cranes
Lifting capacity	25/30/45 t
Surface area	30 ha + 70 ha extension possible
LCL facilities	16 private warehouses: 66,000sqm
Connections	<ul style="list-style-type: none"> • Direct connection to barge / rail / road • Accessible to 250 m length vessels
Service offer	<ul style="list-style-type: none"> • High delivery frequency • Loading/unloading
Accepted vessels	Max. 150 x 38 m
Type of goods	<ul style="list-style-type: none"> • Breakbulk • Dry bulk

HAROPA PORT | ROUEN



Resistance:

4 t/sqm

HPL
 HONFLEUR PORT
 LOGISTICS

SURVEYFERT sas
 depuis 1990
 HONFLEUR - ROUEN - ELBEUF - DIEPPE

OPERATORS & CONTACTS

Honfleur Port Logistics – HPL
 Mr Stéphane Romain
stephane.romain@hpl.eu.com
 Mobile: +33 6 71 27 73 95

Surveyfert
 Mr Éric Limare
surveyfert.elimare@orange.fr
 Tel: +33 2 35 45 93 08

ADDRESSES

HPL – ZA du Plateau
 14600 Honfleur

Surveyfert – Quai en Seine
 14600 Honfleur



© HAROPA PORT

Maritime

Barge

Rail

Road

RADICATEL TERMINAL

Quay length	420 m + 220 m extension planned for 2024/2025
Draught	9.40/10.60 m
Equipment	5 reach stackers + 2 mobile cranes (124/64)
Outreach	8/16 containers
Surface area	16 ha + 5 ha extension planned + 1 ha Ro-Ro park
LCL facilities	84,000 sqm + possible extension to reach 255,000 sqm
Connections	<ul style="list-style-type: none"> • Multimodal one-stop shop • 4 railway tracks, length 400 m + Block trains • Access by ramp for all types of vehicles, extended by a private mobile pontoon
Service offer	Fast crane supply on request
Accepted vessels	Max. 225 x 32 m
Type of goods	<ul style="list-style-type: none"> • Regular and specialized shortsea lines • Heavy-lift; project cargo • Ro-Ro

HAROPA PORT | ROUEN



Resistance:

4 t/sqm



KATOEN NATIE



OPERATOR

Katoen Natie

CONTACT

Mr Arnaud Aubry
arnaud.aubry@katoennatie.com
 Tel: +33 2 32 84 15 98

ADDRESS

ZI Port Jérôme II
 Route de Radicatel
 76170 Saint-Jean-de-Folleville

Maritime

Barge

Road

SAINT-WANDRILLE TERMINAL

Quay length	650 m
Draught	9.50/10 m
Surface area	1.1 ha
Warehousing	1 warehouse: 600 sqm
Connections	Direct access to barge and road
Accepted vessels	Max. 200 x 32 m
Type of goods	<ul style="list-style-type: none"> • Dry bulk (peat, aggregates) • Breakbulk (coils)



Resistance:

4 t/sqm

SURVEYFERT sas
depuis 1990
 HONFLEUR - ROUEN - ELBEUF - DIEPPE



OPERATOR

Surveyfert

CONTACT

Mr Éric Limare
surveyfert.elimare@orange.fr
 Tel: +33 2 35 45 93 08

ADDRESS

Chemin du Port Angot
 76410 Saint-Aubin-lès-Elbeuf

© HAROPA PORT

Maritime

Barge

Rail

Road

GENERAL CARGO CONTAINER TERMINAL

Quay length	1,150 m; 6 berths
Draught	10.50/11.30 m
Equipment	3 gantries + 1 mobile crane (100 t)
Outreach	12/15 containers
Lifting height	6: 40 m + 4: 49 m
Surface area	41 ha
Warehousing	3 warehouses: 4,000 sqm
LCL facilities	12 private warehouses: 200,000 sqm + 200,000 sqm extension possible
Connections	Direct connection to barge / rail / road
Accepted vessels	Max. 225 x 38 m
Type of goods	<ul style="list-style-type: none"> • ConRo • Heavy-lift • Ro-Ro (rear three-quarter ramp), etc.



Resistance:

6 t/sqm



OPERATORS & CONTACTS

SOMAP (subsidiary of Marfret)
Mr Vincent Saurel
vs aurel@marfret.fr
Tel: +33 2 32 81 83 50

Agence Maritime de Seine - AMS
Mr Bruno Martin
b.martin@ams-mk.com
Tel: +33 2 32 11 46 83
Mobile: +33 6 70 50 97 73

ADDRESSES

SOMAP – Bd de l'Île aux Oiseaux
76530 Grand-Couronne

AMS – Terminal Conteneurs et
Marchandises Diverses
76530 Grand-Couronne

Maritime

Barge

Rail

Road

ROUEN QUEVILLY TERMINAL

Quay length	1,200 m; 4 berths
Draught	7/9.50 m
Equipment	3 mobile cranes + 2 Ro-Ro ramps
Outreach	12/15 containers
Lifting capacity	40 to 100 t
Surface area	40 ha
Warehousing	7 warehouses: 61,000 sqm
Connections	Quadrimodal platform + Block trains + Direct transshipment of vessels, barges, wagons
Accepted vessels	Max. 225 x 38 m
Type of goods	<ul style="list-style-type: none"> • Miscellaneous goods • Dry bulk • Heavy-lift; project cargo

HAROPA PORT | ROUEN



Resistance:

4 t/sqm

DOCKSEINE
LOGISTIQUE PORTUAIRE



OPERATOR

Dockseine

CONTACT

Mr Michel Teste
michel.teste@dockseine.com
Tel: +33 2 35 58 17 37

ADDRESS

34 Boulevard du Midi
76100 Rouen

© HAROPA PORT

Maritime

Barge

Rail

Road

WESTERN TERMINAL

Quay length	800 m
Draught	7/9 m
Equipment	2 rail cranes + 1 reach stacker: 37 t
Lifting capacity	25/25/32 t
Surface area	5 ha
Warehousing	1 warehouse: 3,000 sqm + Available outdoor storage: 50,000 sqm
Connections	Direct connection to barge / rail / road + 6 rail connections
Accepted vessels	Max. 200 x 32 m
Type of goods	<ul style="list-style-type: none"> • Heavy-lift; project cargo • Breakbulk • Miscellaneous goods

HAROPA PORT | ROUEN



Resistance:

4 t/sqm

DOCKSEINE
LOGISTIQUE PORTUAIRE



OPERATOR

Dockseine

CONTACT

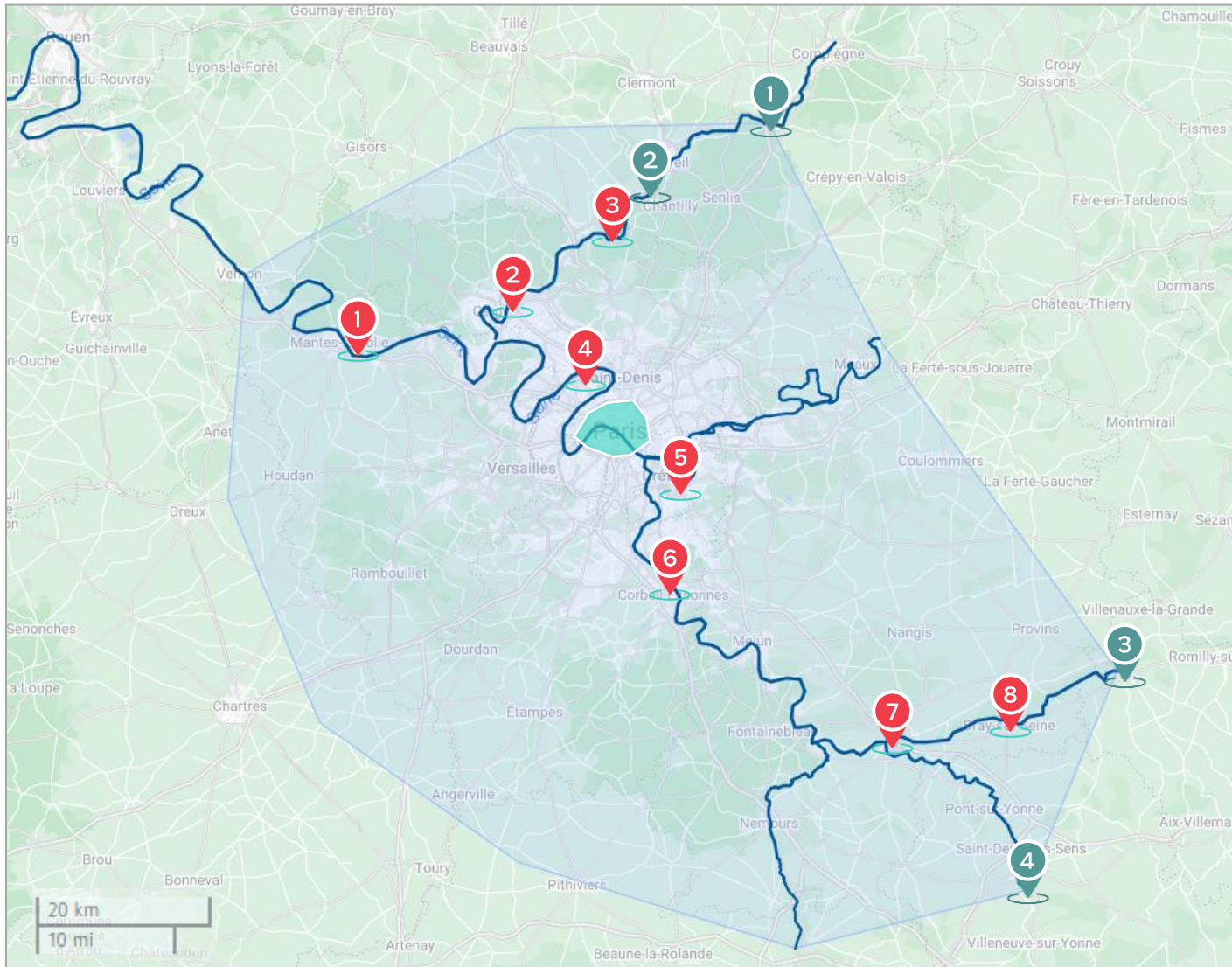
Mr Michel Teste
michel.teste@dockseine.com
Tel: +33 2 35 58 17 37

ADDRESS

34 Boulevard du Midi
76100 Rouen

© HAROPA PORT

PORT AREAS OF HAROPA PORT | PARIS



- 1** Port of Limay-Porcheville ASAV

- 2** Port of Saint-Ouen-l'Aumône ASAV

- 3** Port of Bruyères-sur-Oise ASAV

- 4** Port of Gennevilliers APG

- 5** Port of Bonneuil-sur-Marne ASAM

- 6** Port of Évry ASAM

- 7** Port of Montereau-Fault-Yonne ASAM

- 8** Port of Bray-sur-Seine ASAM

PARTNER PORTS

- 1** Port of Longueil-Sainte-Marie TDS

- 2** Port of Saint-Leu-d'Esserent CCI Oise

- 3** Port of Nogent-sur-Seine UNM

- 4** Port of Gron Logiyonne

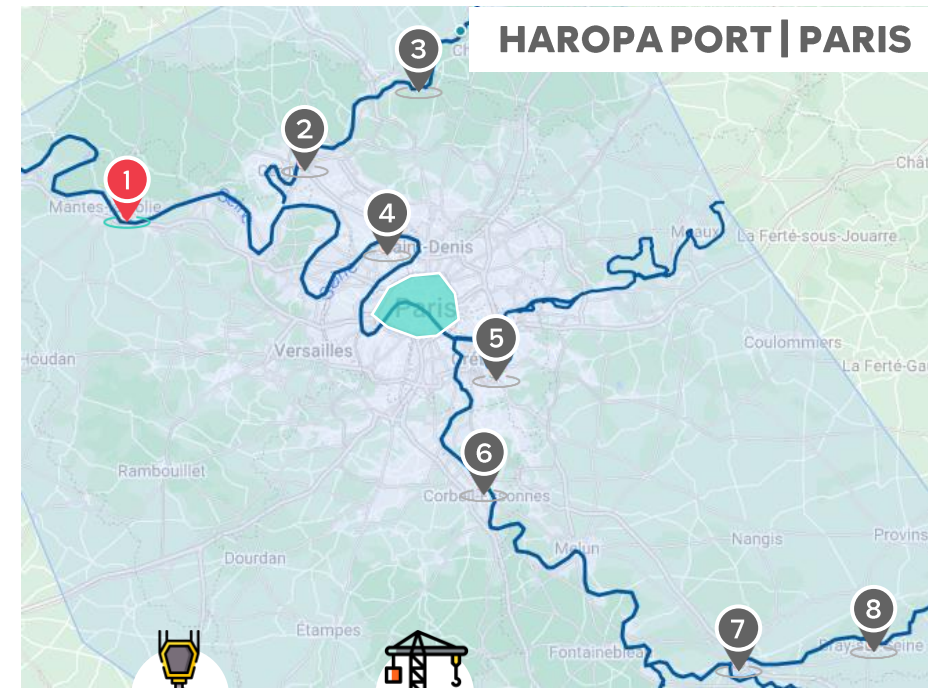
Barge

Rail

Road

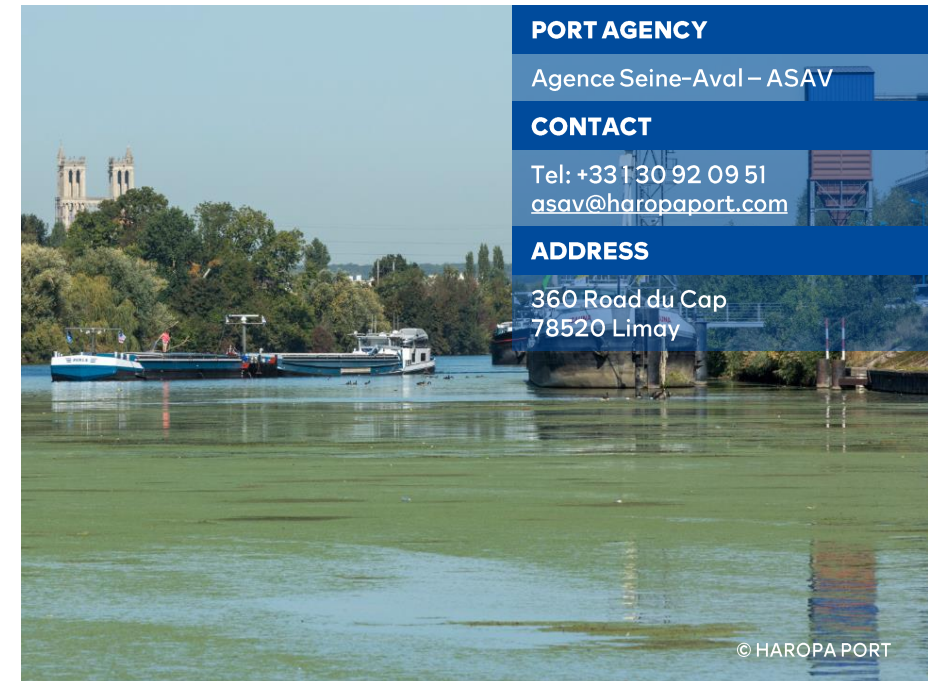
PORT OF LIMAY-PORCHEVILLE

	Bras Estacade	Darse Quai Ouest	Terre-plein Multivrac
Quay length	14 m	60 m	82 m
Surface area	2,650 sqm percolated asphalt	570 m coated	1,875 sqm coated
Waterway equipment	4 dolphins	3 bollards 4 dock ladders	4 bollards 4 dock ladders
Road access	Route des Prés de la Mer	Route de la Noue	Route du Cap
Opening hours	From Monday to Friday From 8am to 5pm		
Mooring guaranteed	4 m		
Free height	8.60 m		
Access control	Security control station (badge)		


HAROPA PORT | PARIS

Resistance:

6 t/sqm


Shared-use dock

PORT AGENCY

Agence Seine-Aval – ASAV

CONTACT

 Tel: +33 1 30 92 09 51
asav@haropaport.com
ADDRESS

 360 Road du Cap
 78520 Limay

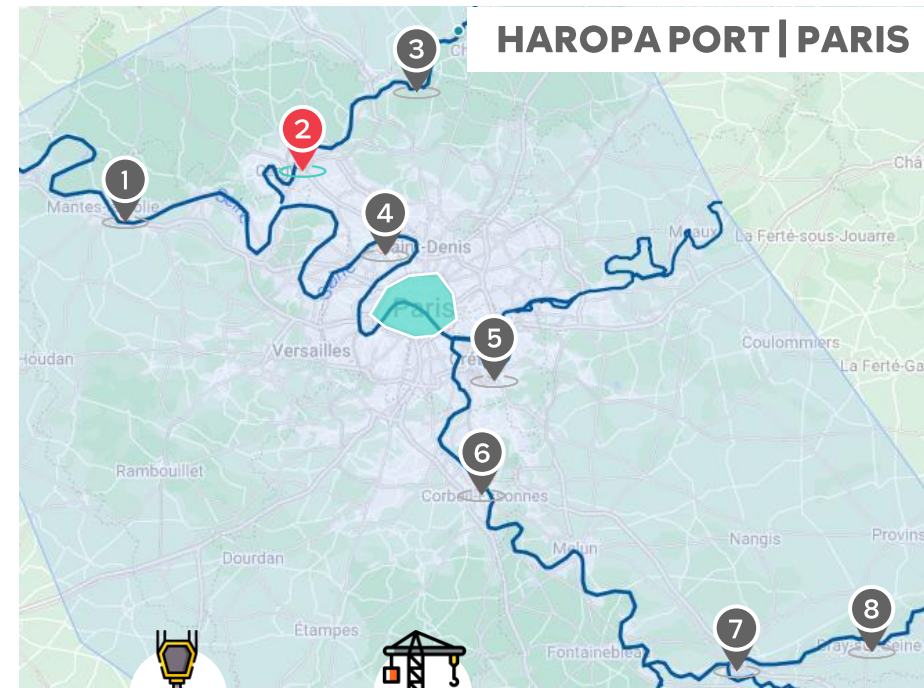
© HAROPA PORT

Barge

Road

PORT OF SAINT-OUEN-L'AUMÔNE

Opening hours	From Monday to Friday From 8am to 5pm
Quay length	80 m
Mooring guaranteed	4 m
Surface area	2,620 sqm coated
Waterway equipment	<ul style="list-style-type: none"> • Pile dock • 2 bollards • 2 dock ladders
Access control	Automated gate

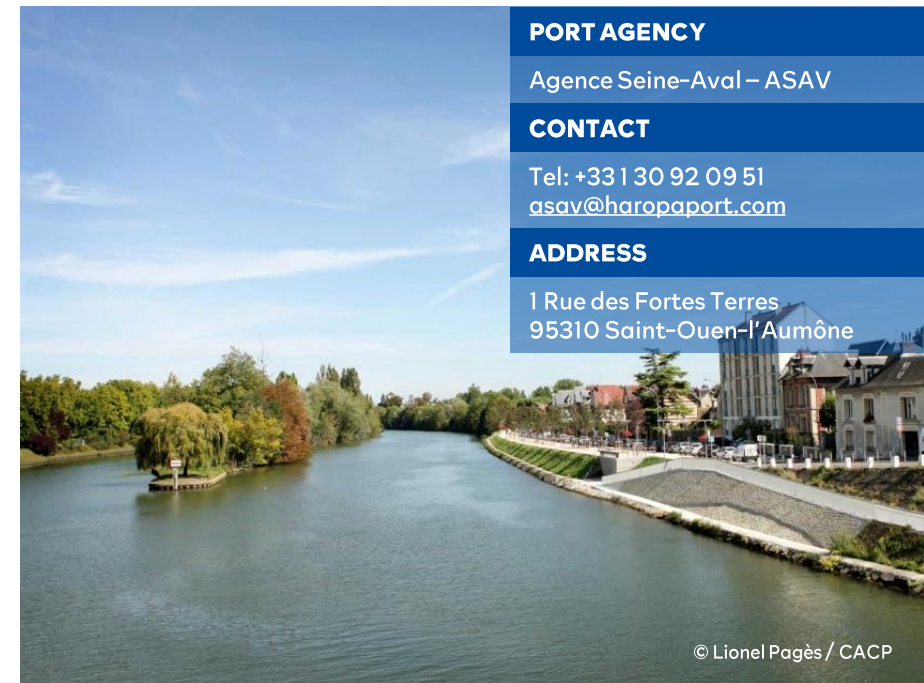


HAROPA PORT | PARIS

Resistance:

6 t/sqm

Shared-use dock



PORT AGENCY

Agence Seine-Aval – ASAV

CONTACT

Tel: +33 1 30 92 09 51
asav@haropaport.com

ADDRESS

1 Rue des Fortes Terres
95310 Saint-Ouen-l'Aumône

© Lionel Pagès / CACP

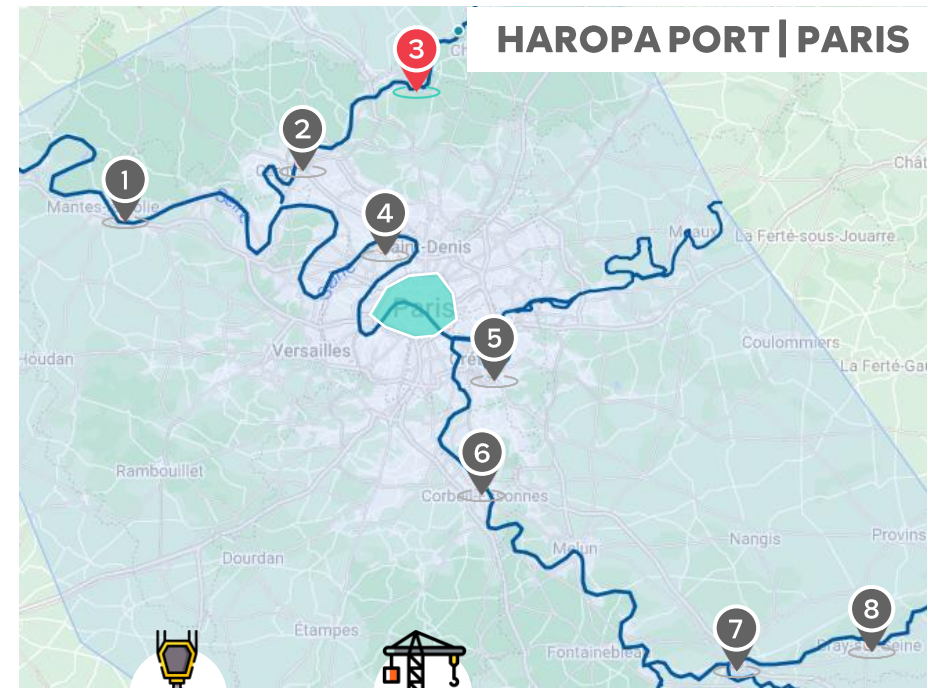
Barge

Rail

Road

PORT OF BRUYÈRES-SUR-OISE

Opening hours	From Monday to Friday From 8am to 5pm
Quay length	100 m
Mooring guaranteed	4 m
Surface area	10,000 sqm percolated asphalt
Waterway equipment	<ul style="list-style-type: none"> • Pile dock • 2 dolphins • 5 bollards • 5 dock ladders
Road access	Chemin du Jacloret / Rue Freycinet
Access control	Manual gate with code lock



Resistance:
6 t/sqm



Shared-use dock



PORT AGENCY

Agence Seine-Aval – ASAV

CONTACT

Tel: +33 1 30 92 09 51
asav@haropaport.com

ADDRESS

Chemin du Jacloret
95820 Bruyères-sur-Oise

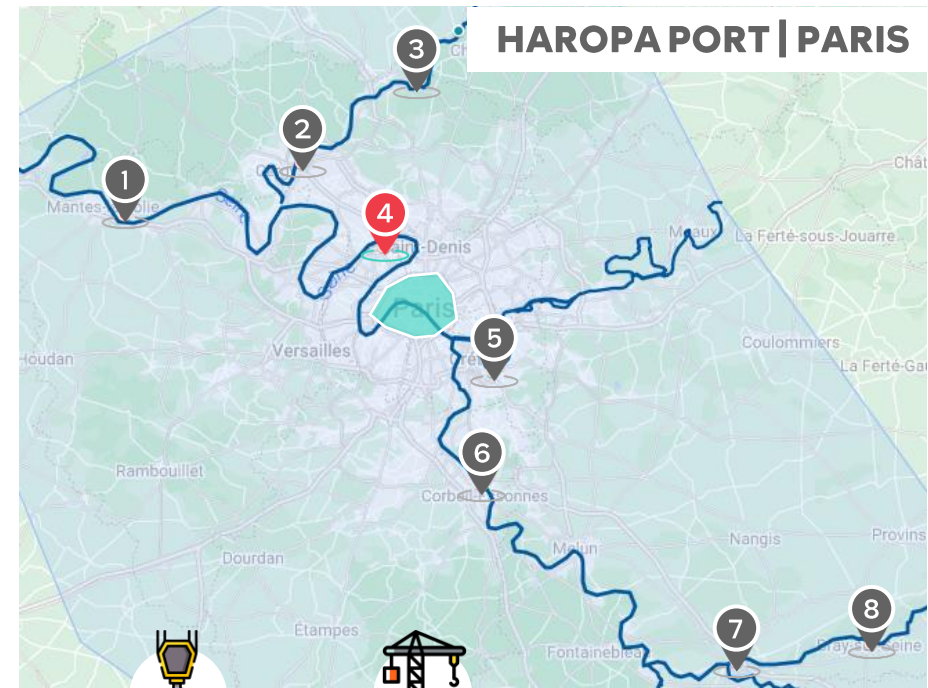
Barge

Rail

Road

PORT OF GENNEVILLIERS

Opening hours	From Monday to Friday From 5.30am to 6.30pm
Quay length	150 m
Mooring guaranteed	4 m
Free height	6 m
Surface area	21,000 sqm paved
Equipment fluviaux	<ul style="list-style-type: none"> • Pile dock • Dolphins • 7 bollards • 4 dock ladders
Road access	Impasse des Petits Marais
Access control	Badge/intercom




HAROPA PORT | PARIS

Resistance:

6 t/sqm

Shared-use dock



PORT AGENCY

Agence de Gennevilliers – APG

CONTACT

Tel: +33 1 46 13 98 98
accueil@haropaport.com

ADDRESS

Road Principale du Port
92230 Gennevilliers

© HAROPA PORT

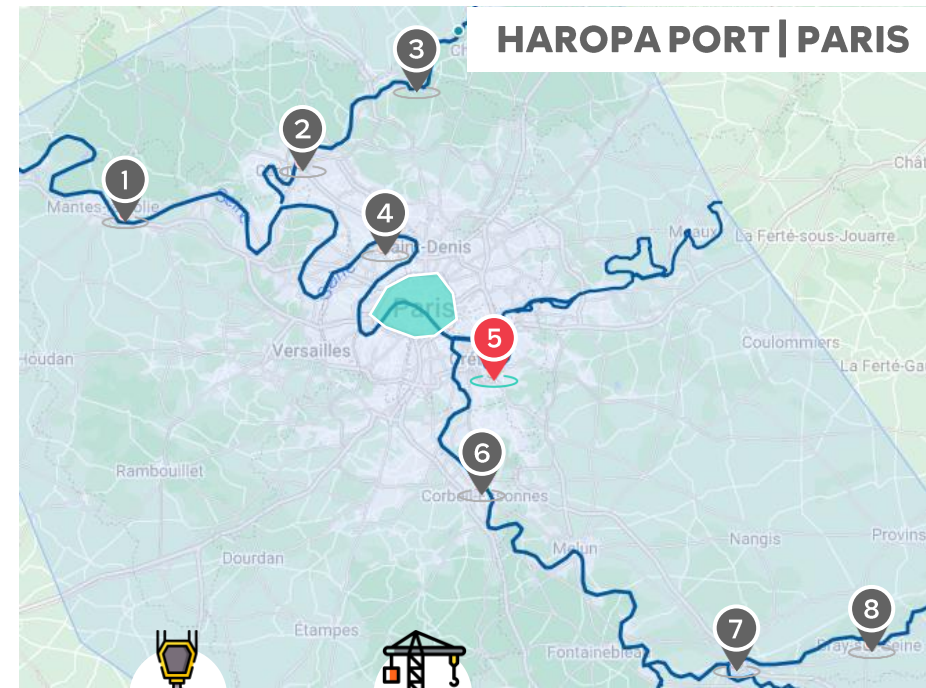
Barge

Rail

Road

PORT OF BONNEUIL-SUR-MARNE

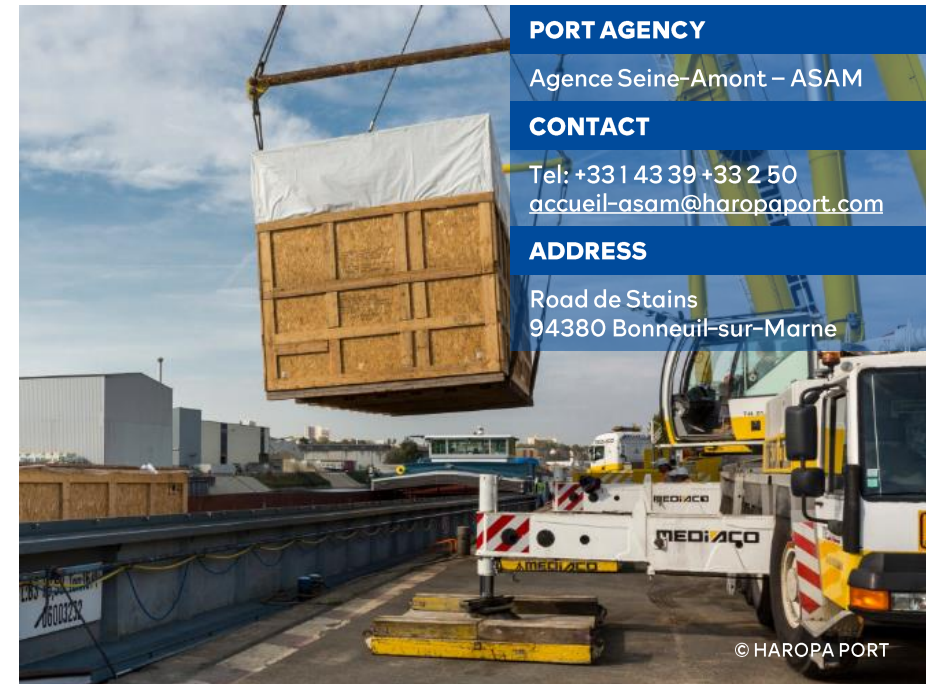
	Wharf 1	Wharf 2	Wharf 3	Wharf 4
Opening hours	24/7			8am-5pm if no exemption
Quay length	87 m	48 m	62 m	50 m
Surface area	2,077sqm concreted	2,127sqm concreted	2,184sqm	1,347sqm
Dock ladders	2			
Resistance	6 t/sqm		3 t/sqm	
Road access	Route de la Darse			via wharf 1
Mooring guaranteed	3.20 m			
Free height	6.62 m			
Access control	Key or code delivered after reservation			



Resistance:
3-6 t/sqm



Shared-use dock



PORT AGENCY

Agence Seine-Amont – ASAM

CONTACT

Tel: +33 1 43 39 33 2 50
accueil-asam@haropaport.com

ADDRESS

Road de Stains
94380 Bonneuil-sur-Marne

© HAROPA PORT

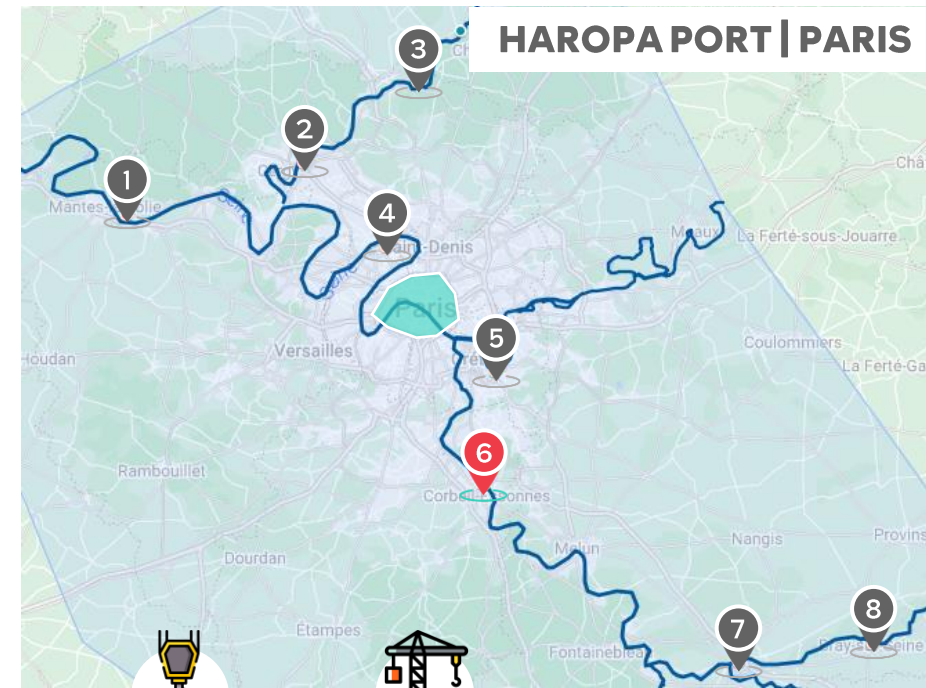
Barge

Rail

Road

PORT OF ÉVRY

Opening hours	From Monday to Friday From 8am to 5pm if no exemption
Quay length	133 m; 2 berths incl. 73 m dedicated to Ro-Ro
Mooring guaranteed	2.80 m
Free height	5.50 m
Surface area	4,157 sqm concreted
Road access	Rue des Paveurs
Access control	Key or code delivered after reservation
Resistance precision	Reinforced area at 18 t/sqm

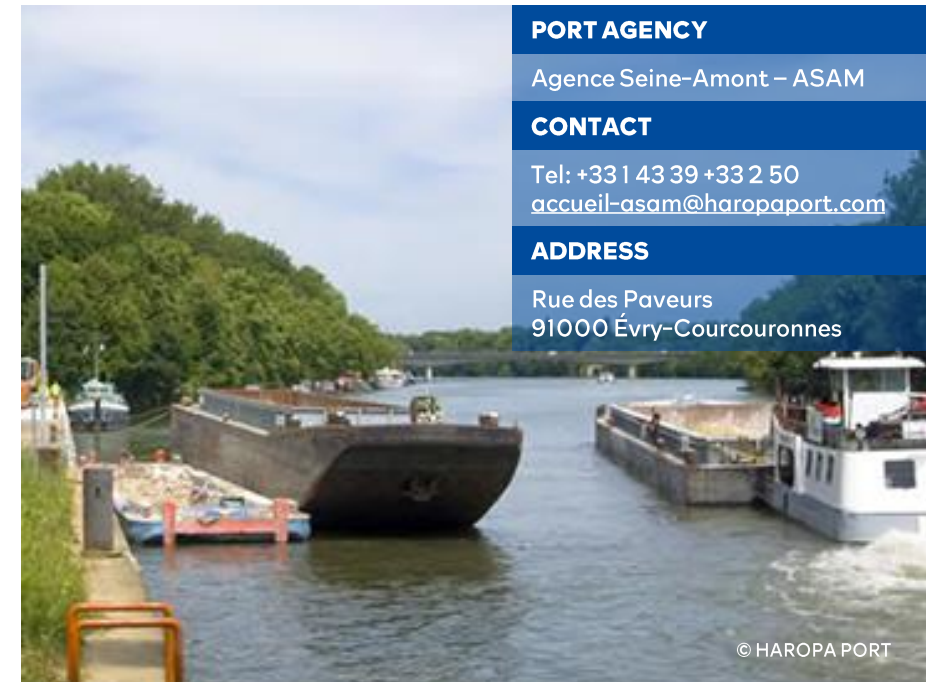


HAROPA PORT | PARIS

Resistance:

6 t/sqm

Shared-use dock



PORT AGENCY

Agence Seine-Amont – ASAM

CONTACT

Tel: +33 1 43 39 +33 2 50
accueil-asam@haropaport.com

ADDRESS

Rue des Paveurs
91000 Évry-Courcouronnes

© HAROPA PORT

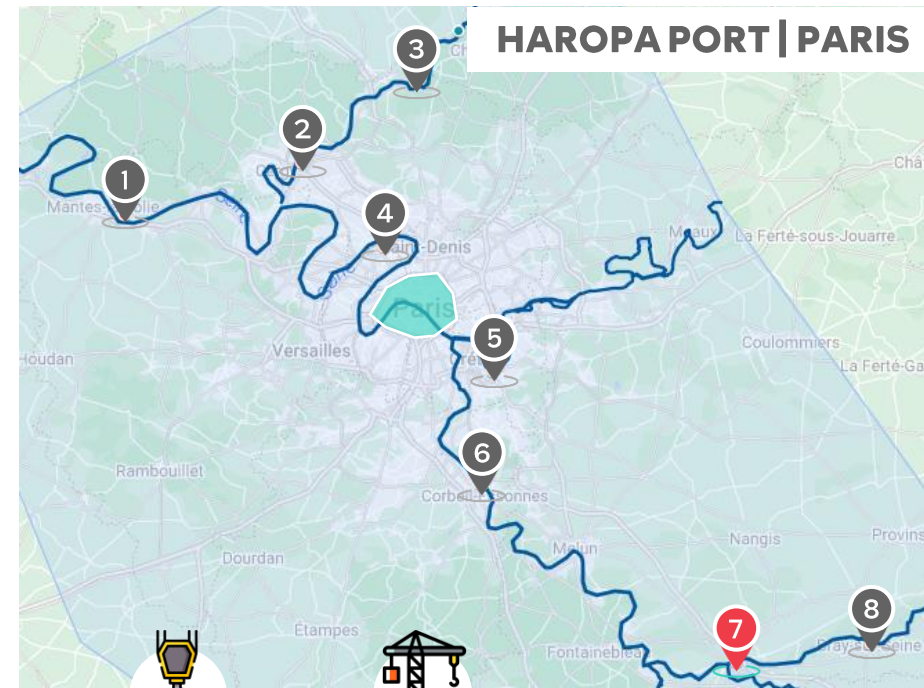
Barge

Rail

Road

PORT OF MONTEREAU-FAULT-YONNE

Opening hours	From Monday to Friday From 8am to 5pm if no exemption
Quay length	98 m equipped with 2 gabions of 16 m
Mooring guaranteed	1.90 m
Free height	5.50 m max.
Surface area	3,525 sqm
Road access	Rue des Sècherons
Access control	Code delivered after reservation



HAROPA PORT | PARIS

Resistance:

6 t/sqm

Shared-use dock



PORT AGENCY

Agence Seine-Amont – ASAM

CONTACT

Tel: +33 1 43 39 33 2 50
accueil-asam@haropaport.com

ADDRESS

Rue des Sècherons
77130 Montereau-Fault-Yonne

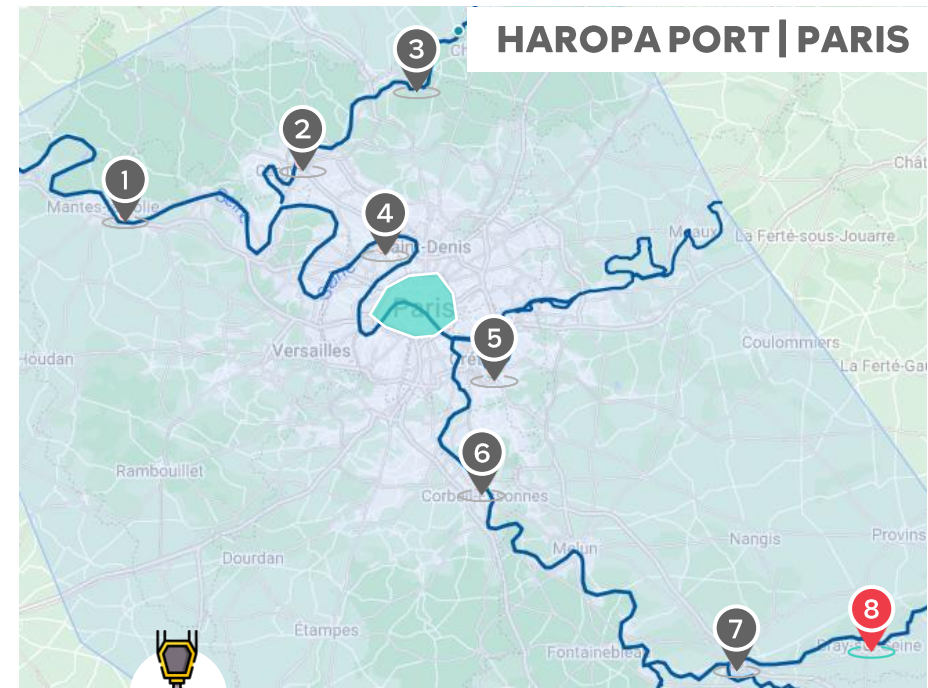
© HAROPA PORT

Barge

Road

PORT OF BRAY-SUR-SEINE

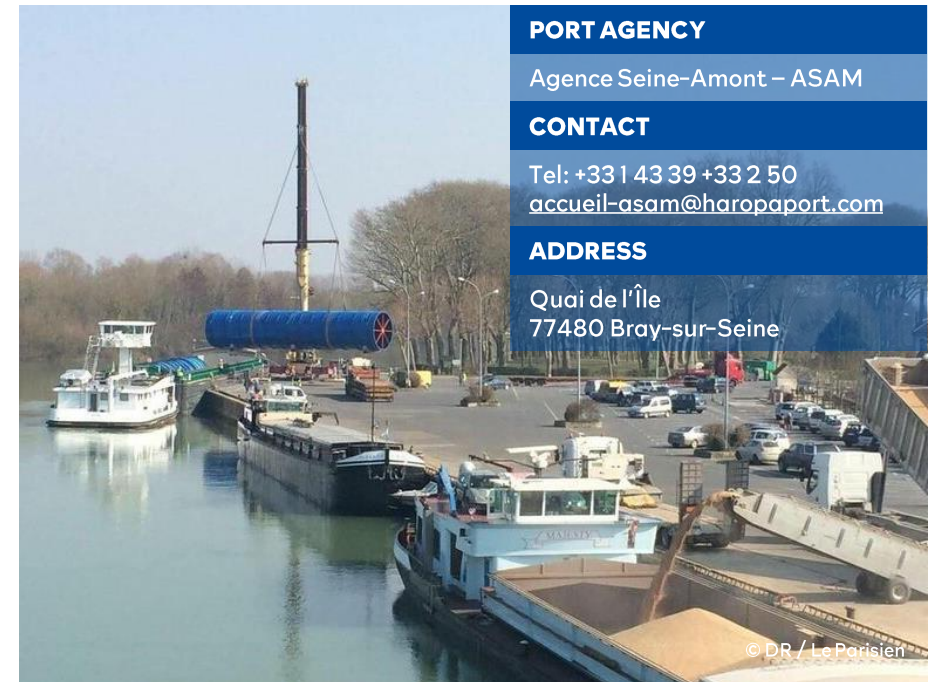
Opening hours	Contact the operator
Quay length	NC
Mooring guaranteed	1.90 m
Free height	5.50 m max.
Surface area	NC
Current operation	<ul style="list-style-type: none"> Waterway service for vessels of 1,000 t Horizon 2027: large-gauge canal between Bray and Nogent-sur-Seine for 2,500 t waterway units
Road access	A5
Access control	Contact the operator



HAROPA PORT | PARIS

Resistance:

20 t/sqm



PORT AGENCY

Agence Seine-Amont – ASAM

CONTACT

Tel: +33 1 43 39 +33 2 50
accueil-asam@haropaport.com

ADDRESS

Quai de l'Île
77480 Bray-sur-Seine

Barge

Road

PORT OF LONGUEIL-SAINTE-MARIE

Opening hours	From Monday to Friday From 8am to 5.30pm
Quay length	190 m
Mooring guaranteed	3 m
Free height	4.50 m
Surface area	30,875 sqm dedicated to containers
Current operation	Waterway container lines: <ul style="list-style-type: none"> • Round trips Longueil-Sainte-Marie <> Le Havre on Tuesdays and Thursdays with or without stopover in Gennevilliers – Heavy loads accepted • Round trips Longueil-Sainte-Marie <> Dunkirk and North European ports as soon as CNSE opens
Road access	ZAC Paris Oise/Avenue de Paris, A1 sortie n°9
Access control	Contact the operator

HAROPA PORT | PARIS PARTNER PORT


Resistance:

10 t/sqm

TERMINAUX DE SEINE

OPERATOR

Terminaux de Seine – TDS

CONTACT

 Mr Alain O'Jeanson
 Tel: +331 47 94 33 48
info@paris-terminal.com
ADDRESS

 Boulevard des Bords de l'Oise
 60126 Longueil-Sainte-Marie

© HAROPA PORT

Barge

Rail

Road

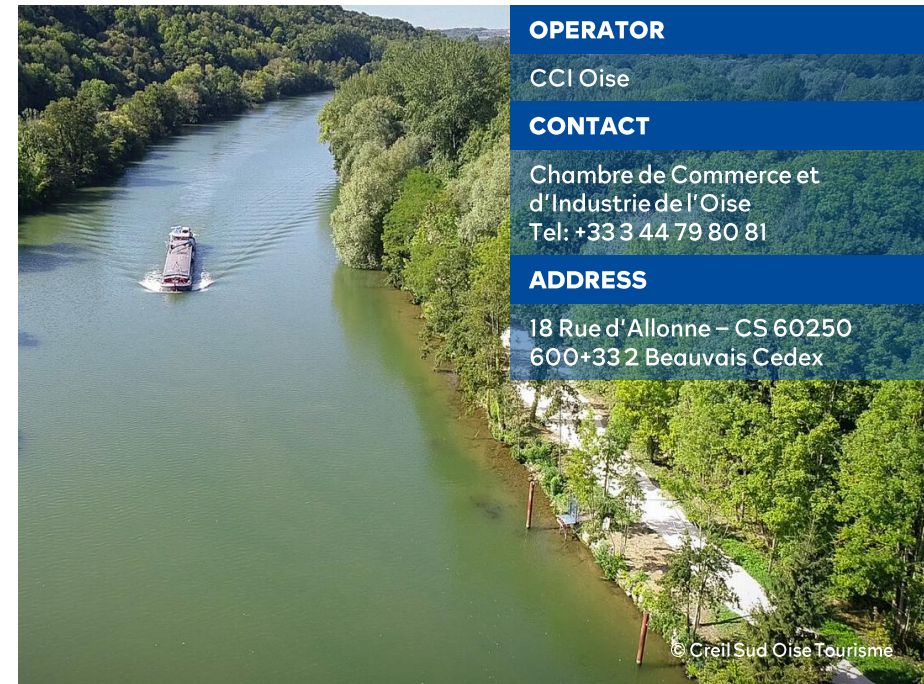
PORT OF SAINT-LEU-D'ESSERENT

Opening hours	Contact the operator
Quay length	170 m
Surface area	4.5 ha
Current operation	Handling and temporary storage facilitated by 1 heavy-lift gantry: 500 t + Port equipment at disposal
Road access	A1, RN31, D200
Access control	On request

HAROPA PORT | PARIS PARTNER PORT



CCI OISE



OPERATOR

CCI Oise

CONTACT

Chambre de Commerce et
d'Industrie de l'Oise
Tel: +33 3 44 79 80 81

ADDRESS

18 Rue d'Allonne – CS 60250
600+33 2 Beauvais Cedex

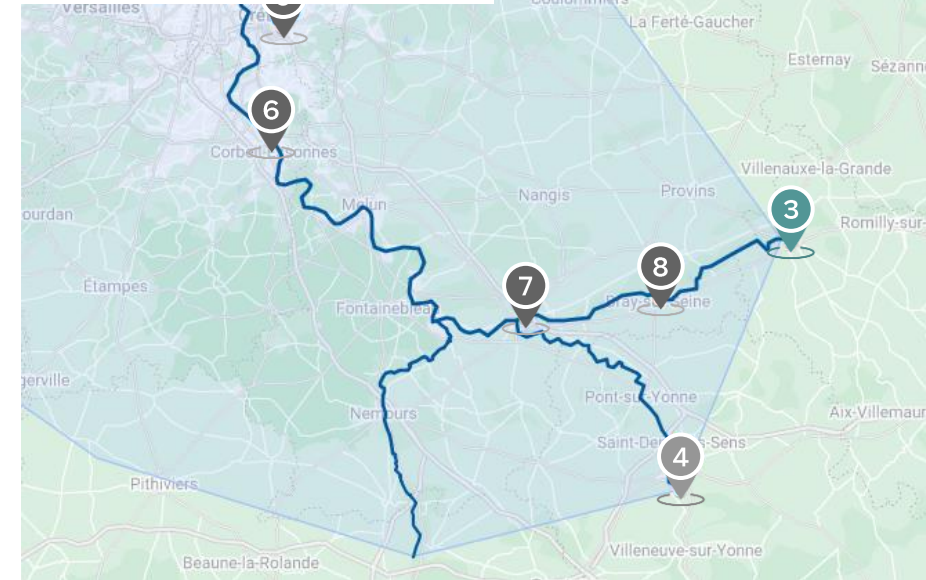
© Creil Sud Oise Tourisme

Barge**Road**

PORT OF NOGENT-SUR-SEINE

Opening hours	Contact the operator
Quay length	420 m
Mooring guaranteed	2 m
Free height	5.20 m
Surface area	7.3 ha
Current operation	<ul style="list-style-type: none"> • Waterway service for vessels of 900 to 1,200 t • Horizon 2027: large-gauge canal between Bray and Nogent-sur-Seine for 2,500 t waterway units • Max size of barges: 120 m x 8 m • Weighing station • Heavy-lift handling
Road access	A5, A26
Access control	Contact the operator

HAROPA PORT | PARIS PARTNER PORT



OPERATOR

Union Nogentaise de
Manutention – UNM

CONTACT

Tel: +33 3 25 25 07 46
accueil@unm-portdelaubes.fr

ADDRESS

Port de l'Aube
Les Grands Près ZI des Guignons
10400 Nogent-sur-Seine

© HAROPA PORT

Barge

Rail

Road

PORT OF GRON

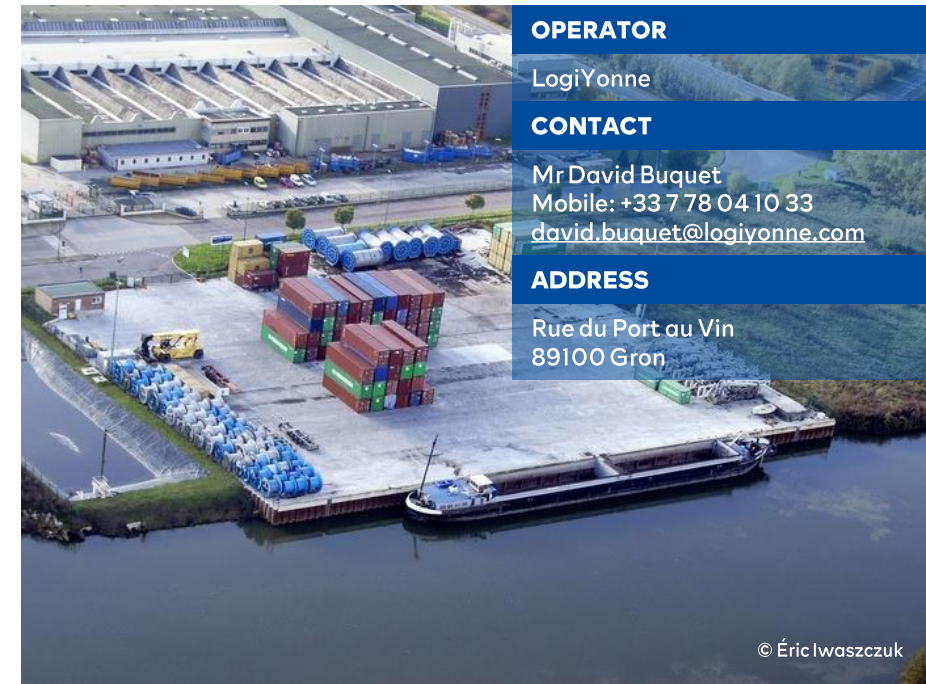
Opening hours	From Monday to Friday From 8.30am to 12pm / From 1.30pm to 6pm
Quay length	120 m
Mooring guaranteed	1.90 m
Surface area	2.1 ha
Current operation	<ul style="list-style-type: none"> • 1 reach stacker: 46 t capacity • Forklift and clamps: 8 t capacity • 1 nacelle for heavy-lift <p>+ Lifting means in local partnership:</p> <ul style="list-style-type: none"> • 2 cranes 250 t capacity in full • Various cranes of different capacities • 1 nacelle
Transit time	<ul style="list-style-type: none"> • Gron – Rouen: 3 days • Gron – Radicatel: 4 days • Gron – Le Havre: 4.5 days
Specific contacts	<ul style="list-style-type: none"> • Handling and safety: Mr Patrice Mercier – +33 6 38 40 21 20 patrice.mercier@logiyonne.com • Communication and sales: Mr Sébastien Noël – +33 6 19 16 71 86 sebastien.noel@logiyonne.com • Quality, Safety, Environment: Mrs Noémie Paupe – +33 6 07 25 99 58 noemie.paupe@logiyonne.com Mrs Sylvie Laurens – +33 6 47 37 93 59 sylvie.laurens@logiyonne.com

HAROPA PORT | PARIS PARTNER PORT



Resistance:

28.6 t/sqm



OPERATOR

LogiYonne

CONTACT

Mr David Buquet
Mobile: +33 7 78 04 10 33
david.buquet@logiyonne.com

ADDRESS

Rue du Port au Vin
89100 Gron

CONTACT DETAILS OF OPERATORS AND AGENCIES

LE HAVRE

CNMP

Monday to Friday / 9am-6pm
Tel: +33 2 35 24 63 63

GMP

Monday to Friday / 8.30am-5.30pm
Tel: +33 2 35 26 91 00

SHGT

Monday to Friday / 8am-12 & 2-5pm
Tel: +33 2 32 74 24 80

SMR

Monday to Friday / 7am-7pm
Tel: +33 2 32 72 71 72

TiL

Monday to Friday / 7am-9pm
Tel: +33 2 35 53 49 00

ROUEN

AMS

Monday to Friday / 7.30-11.30am & 1.30-5.30pm
Tel: +33 2 32 11 44 00

DOCKSEINE

Monday to Friday / 8am-12 & 1.30-5.30pm
Tel: +33 2 35 58 17 17

HPL

Monday to Thursday / 8am-12 & 1-5pm
Friday / 8am-12 & 1-4pm
Tel: +33 2 31 81 89 81

KATOENNATIE

Monday to Friday / 6am-9pm
Tel: +33 2 32 65 10 03

SOMAP

Monday to Friday / 7.30-11.15am & 1.30-5.15pm
Tel: +33 2 32 81 30 81

SURVEYFERT

Monday to Friday / 8am-12 & 1.30-5pm
Tel: +33 2 31 89 71 86

PARIS

APG

Monday to Friday / 5.30am-6.30pm
Tel: +33 1 46 13 98 98

ASAM

Monday to Friday / 8am-5pm
Tel: +33 1 43 39 +33 2 50

ASAV

Monday to Friday / 8am-5pm
Tel: +33 1 30 92 09 51

CCIOISE – Saint-Leu-d'Esserent (60)

Monday to Friday / 8.30am-12.30 & 1.30-5pm
Tel: +33 3 44 79 80 81

LOGIYONNE – Gron (89)

Monday to Friday / 8.30-12 & 1.30-6pm
Tel: +33 3 86 49 40 88

TDS – Longueil-Sainte-Marie (60)

Monday to Friday / 8am-5.30pm
Tel: +33 3 44 40 04 35

UNM – Nogent-sur-Seine (10)

Tel: +33 3 25 25 07 46

ADDRESSES OF THE HEAD OFFICE AND TERRITORIAL DEPARTMENTS



Terre-plein de la Barre
76600 Le Havre



34 Quai de Boisguilbert
76000 Rouen



2 Quai de Grenelle
75015 Paris

CONTACT

Mrs Véronique Duprey Saint-Denis
Development manager
bulk goods / paper / metallurgy
veronique.saint-denis@haropaport.com
Tel: +33 2 35 52 54 29

www.haropaport.com

     #HAROPA PORT



**HAROPA
PORT** Le Havre
Rouen
Paris

Connection makers

HEAD OFFICE ADDRESS

HAROPA PORT
71 Quai Colbert
76600 Le Havre Cedex – France
Tel: +33 2 79 18 05 00

2022 EDITION

NON-BINDING DOCUMENT