




Total maritime traffic in 2023

81.3 Mt **-4.5%**

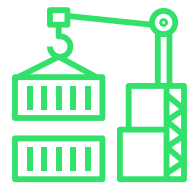


Dry bulk
12.7 Mt

dont
Cereals **7.3Mt**

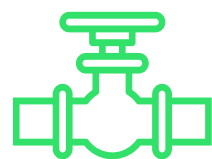
Containers

2.6 MTEU



Liquid bulk

42.1 Mt

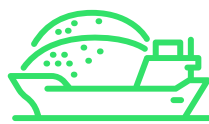


Total Greater Paris river traffic in 2023*

20.9 Mt **-5%**


Construction Industry

10.3 Mt



Containers handled

190 247 TEU



Cereals

2.6 Mt



*provisional figures



Turnover 2023

€422m **+11%**




Investment in 2023

€580m **+5.5%**

Public sector

€118m




Private sector

€462m




Passengers* **+44%**



Sea cruises

459 473 PAX



River activities

9.5M PAX

*provisional figures